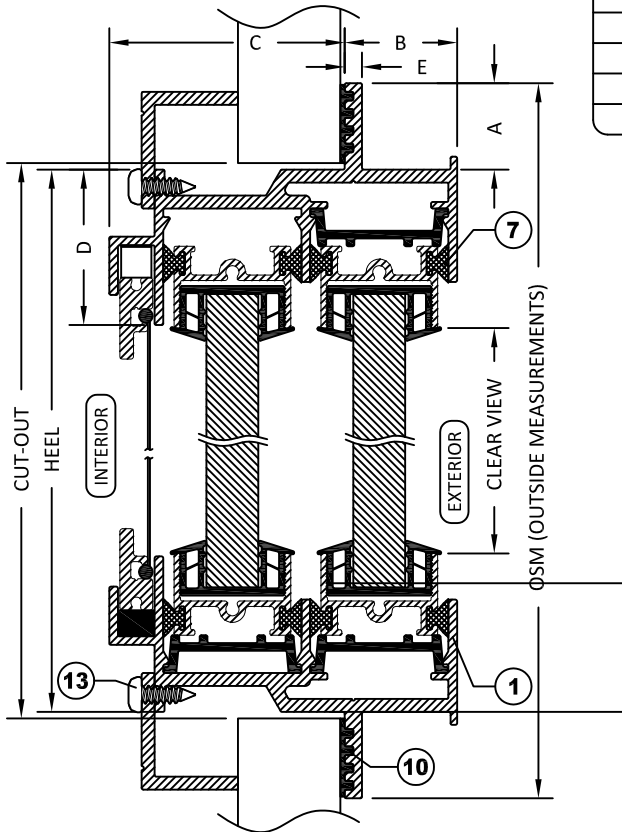
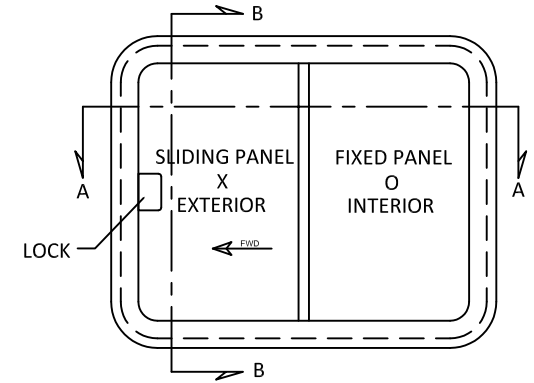


OPTIONAL BOLT-ON INSTALLATION

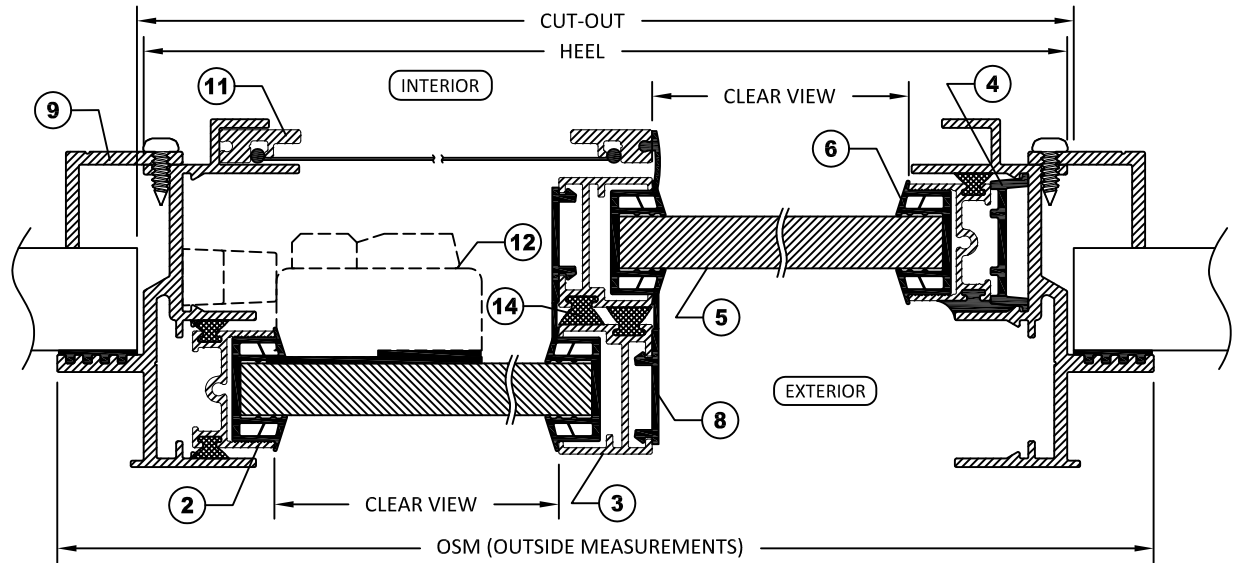


SECTION B-B WITH CLAMP IN INSTALLATION

| ITEMS |                           |                                  |                   |
|-------|---------------------------|----------------------------------|-------------------|
| ID    | DESCRIPTION               | MATERIAL                         | PART NUMBER       |
| 1     | MOUNTING FRAME            | 6063 ALUMINUM                    | MT-EX16514        |
| 2     | VENT                      | 6063 ALUMINUM                    | MT-EX782413       |
| 3     | T-BAR                     | 6063 ALUMINUM                    | MT-EX780989       |
| 4     | TRACK                     | RIDGID PVC                       | AD-VY2203         |
| 5     | GLAZING                   | GLASS 12mm (1/2") TO 19mm (3/4") |                   |
| 6     | GLAZING MATERIAL          | FLEXIBLE PVC (SOME CONFIG.)      | AD-VY3035         |
| 7     | WEATHER STRIP W/O FIN     | HAIR                             | AD - WS270_7532   |
| 8     | T-BAR FLAP 400            | FLEXIBLE PVC/ RIDGID PVC         | AD-VY1370         |
| 9     | TRIM RING                 | 6063 ALUMINUM                    |                   |
| 10    | BEDDING COMPOUND          | CUSTOMER SUPPLY                  |                   |
| 11    | SCREEN (OPTIONAL)         | 6063 ALUMINUM                    |                   |
| 12    | LOCK                      | NYLON                            | HW-CU5539         |
| 13    | TRIM SCREWS               |                                  |                   |
| 14    | T-BAR WEATHER STRIP W/FIN | HAIR                             | AD - WS187_8335D5 |



| STANDARD DIMENSIONS |                      |                |
|---------------------|----------------------|----------------|
| ID                  | DESCRIPTION          | DIMENSION      |
| A                   | FLANGE COVERAGE      | 20mm (13/16")  |
| B                   | EXTERIOR PROTRUSION  | 26mm (1")      |
| C                   | INTERIOR PROTRUSION  | 54mm (2 1/8")  |
| D                   | SPIGOT TO CLEAR VIEW | 36mm (1 7/16") |
| E                   | FLANGE THICKNESS     | 4mm (3/16")    |



SECTION A-A WITH CLAMP IN INSTALLATION

NOTES:

- GENERAL HEEL TOLERANCE +0/-1/4" OVERALL
- AVAILABLE WITH 3"(76MM) RADIUS OR MITERED CORNERS
- STANDARD MOUNTING HOLES ARE 3/16" WITH #10 COUNTERSUNK ON 6" NOMINAL CENTERS

DRAWING NUMBER

400S

DIAMOND SEA GLAZE MANUFACTURING LTD.  
26995 GLOUCESTER WAY, LANGLEY B.C.  
CANADA V4W 3Y3  
TOLL FREE: 1-800-770-0455  
PHONE: 604-607-0091  
FAX: 604-607-0092

SCALE

NTS

BY

LD



ITEM NAME

400S

REVISION

1

ITEM DESCRIPTION

SLIDING OPENING WINDOW

ALL DRAWINGS AND ANY ASSOCIATED INFORMATION HEREON CONTAIN PROPRIETARY AND/OR CONFIDENTIAL INFORMATION, AND SHALL NOT BE REPRODUCED, DISCLOSED OR SUBMITTED TO ANY THIRD PARTY WITHOUT PRIOR CONSENT FROM DIAMOND SEA GLAZE MANUFACTURING LTD.